

2009-- 2010



WWW.WAVERUS.RU

**Review of main indicators on WAVERUS.RU
(using Webalizer, Google Analytics)
Advertising opportunities of site waverus.ru**

For contact: fiod@waverus.ru

Site created by www.webopera.ru



Content:

- 1. Review of all main indicators**
 - 1.1. Profile of site**
 - 1.2. Review content**
 - 1.3. Statement**
- 2. Advertising opportunities of site**
 - 1.2. Banner place of pages**
 - 1.3. Payment and how to pay**

1 Review of main indicators

1.1. About www.waverus.ru

Site www.waverus.ru devoted to using Elliott wave analytics on financial markets. It was created December 8 2007 year. The main mission of site waverus.ru is definition market moving via wave analytics, and development a trade strategy and tactics, based on wave analytics as well.

Site has English and Russian versions, and weekly update is on Russian language only (mean comments. All trade graphics are available in English version as well). Site updated in once in week, using 4 hours time-frame. Trade markets you can find on waverus.ru is: **Gold, EUR/USD, DJI, all actions in DJI, Oil.**

Who reading waverus.ru

Waverus.ru readers is professionals in analytics and financial trade, and all other interested in wave analytics.

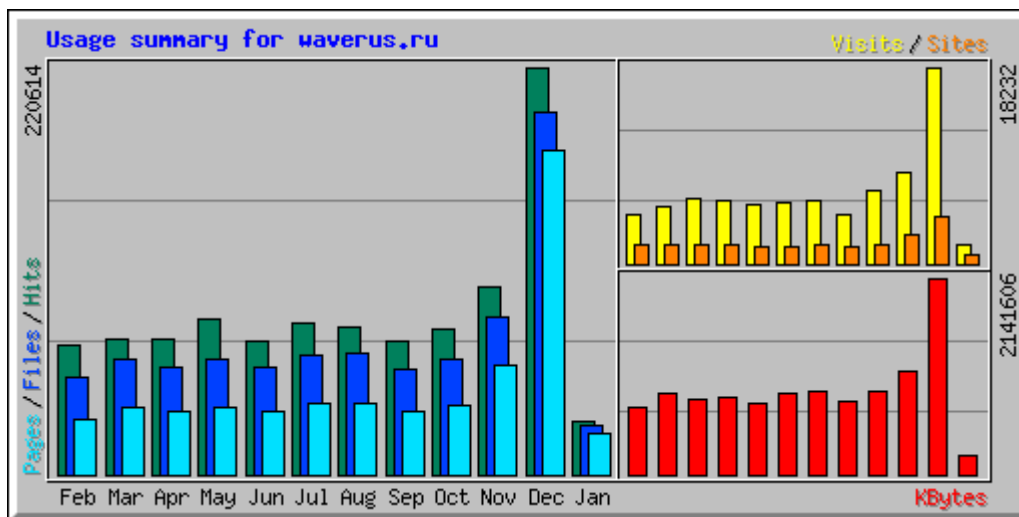
1.2. Review content

In the left side of waverus.ru you can find non-updated material. This is rules of how to use site and links to board where can discuss about trading and Forex. The right side is updated part, separated by trade tools.

Since the beginning on waverus.ru I can see the positive dynamic of growing visitors (tab.1). For thematic keywords site is on the first places in many search engines.

Statement.

1.2.1. Usage Statistics for waverus.ru



(Tab 1) Visitors by months (using webalizer data)

The dynamics of visitors can be visible in Tab.2, 11 months of 2009 year.

Summary by Month										
Month	Daily Avg				Monthly Totals					
	Hits	Files	Pages	Visits	Sites	KBytes	Visits	Pages	Files	Hits
Jan 2010	4802	4420	3801	289	784	206956	1738	22809	26525	28813
Dec 2009	7116	6324	5659	588	4318	2141606	18232	175444	196064	220614
Nov 2009	3396	2833	1981	282	2646	1124221	8470	59459	85019	101883
Oct 2009	2552	2031	1196	216	1728	899825	6705	37096	62988	79125
Sep 2009	2412	1919	1135	152	1620	787505	4573	34065	57593	72368
Aug 2009	2567	2129	1251	187	1765	904717	5799	38797	65999	79605
Jul 2009	2643	2071	1247	182	1664	892164	5669	38663	64221	81955
Jun 2009	2423	1949	1155	180	1501	783465	5413	34674	58473	72706
May 2009	2716	2018	1166	190	1685	849655	5919	36172	62573	84203
Apr 2009	2461	1952	1139	204	1827	820342	6132	34189	58568	73841
Mar 2009	2380	2000	1182	172	1860	884148	5336	36672	62007	73792
Feb 2009	2517	1877	1073	163	1763	727494	4584	30063	52558	70493
Totals						11022098	78570	578103	852588	1039398

(Tab 2) Main indicators of site for 11 months 2009 year (webalizer data)

As seems in Tab, attendance on waverus.ru is on constant level, and in the last quarter seems some growing.

1.2.2. Traffic source

Equivalence of traffics sources (diagram 1) provides constant level of visitors, and shows natural site growing.

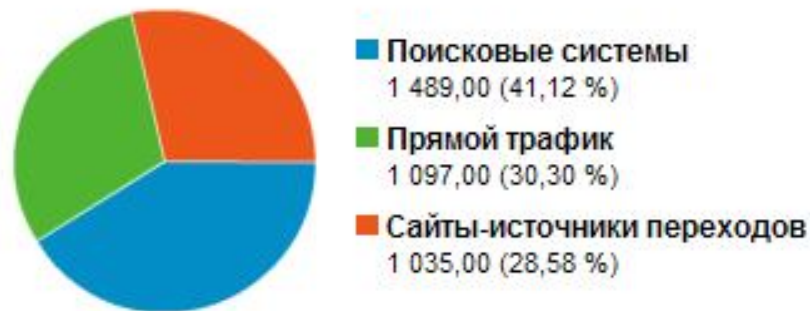


Diagram 1. Blue – search engines, green – direct traffics, red – referrers from another sites (Google Analytics data)

1.2.3. December 2009 statement

Visitors come from various countries (Diagram 2). The most visitors from Russia, France, USA, Luxemburg and GB.

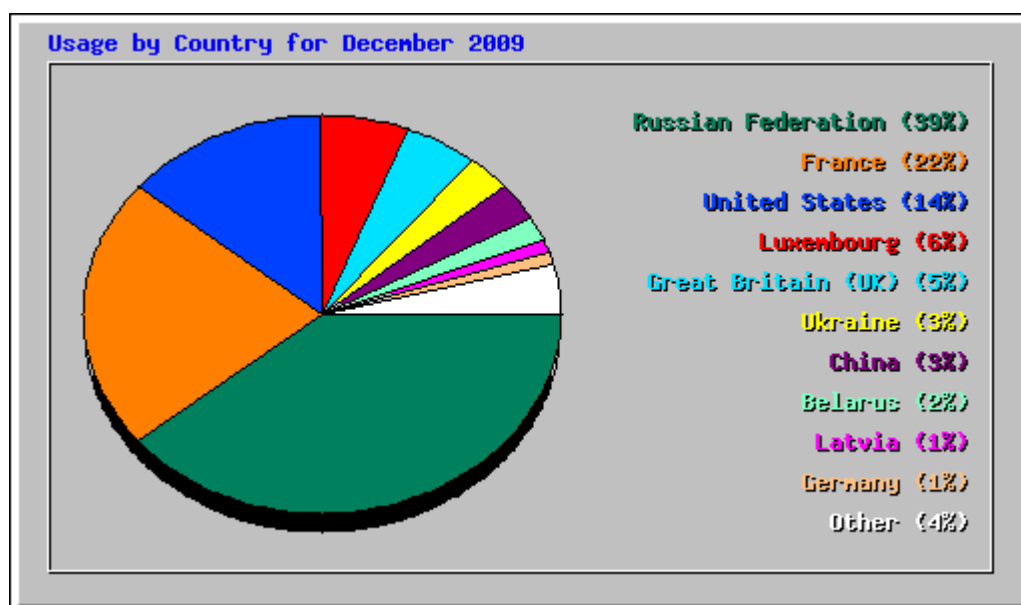


Diagram 2. Webalizer data.

Huge geographic of visitors confirms statement for December 2009, where seems first 30 countries from all 89 (Tab3).

Top 30 of 89 Total Countries							
#	Hits		Files		KBytes		Country
1	85468	38.74%	73717	37.60%	693687	32.39%	Russian Federation
2	48699	22.07%	43470	22.17%	636463	29.72%	France
3	31216	14.15%	29454	15.02%	282348	13.18%	United States
4	13182	5.98%	12311	6.28%	133491	6.23%	Luxembourg
5	11506	5.22%	10650	5.43%	113333	5.29%	Great Britain (UK)
6	5892	2.67%	5429	2.77%	56613	2.64%	Ukraine
7	5871	2.66%	5221	2.66%	45224	2.11%	China
8	3670	1.66%	2703	1.38%	35203	1.64%	Belarus
9	2967	1.34%	2721	1.39%	39223	1.83%	Latvia
10	1475	0.67%	1376	0.70%	16056	0.75%	Germany
11	1294	0.59%	1102	0.56%	8601	0.40%	Kazakhstan
12	937	0.42%	688	0.35%	9907	0.46%	Israel
13	878	0.40%	746	0.38%	6040	0.28%	Korea, Republic of
14	647	0.29%	567	0.29%	6066	0.28%	Netherlands
15	555	0.25%	493	0.25%	3754	0.18%	Saudi Arabia
16	458	0.21%	211	0.11%	3626	0.17%	Lithuania
17	361	0.16%	308	0.16%	2688	0.13%	Brazil
18	326	0.15%	295	0.15%	2455	0.11%	Canada
19	309	0.14%	275	0.14%	1230	0.06%	Bulgaria
20	293	0.13%	263	0.13%	5251	0.25%	Poland
21	273	0.12%	259	0.13%	1788	0.08%	United Arab Emirates
22	269	0.12%	261	0.13%	1529	0.07%	Norway
23	258	0.12%	219	0.11%	2522	0.12%	Romania
24	249	0.11%	225	0.11%	2320	0.11%	Hong Kong
25	221	0.10%	195	0.10%	1476	0.07%	India
26	208	0.09%	184	0.09%	2031	0.09%	Philippines
27	193	0.09%	129	0.07%	989	0.05%	Iran
28	168	0.08%	149	0.08%	842	0.04%	Japan
29	160	0.07%	151	0.08%	1103	0.05%	Czech Republic
30	159	0.07%	157	0.08%	2744	0.13%	Azerbaijan

Tab 3. Countries who visited waverus.ru (webalizer data)

2. Advertising opportunities of site

The main advantage of visitors on waverus.ru is it wholeness and tight orientation. Advertising on waverus.ru can be interesting for brokers companies, who provide access to trade markets. Also, can be interesting for software developers (soft for trading). The advertising on site is not main purpose, therefore the only one place for it – top of pages (both English and Russian versions).

2.1. Banner place on pages

Advertising: banner (one long or two short)

Formats: GIF, JPEG, HTML, JavaScript, Flash.

*Banner size: one 829*90 px or two 414*90 px*

Scheme of banner place



2.2. How it costs and how to pay

Advertising on waverus.ru costs \$800/monthly. You can contact me via email fiod@waverus.ru I accept wire, epassport, webmoney, Western Union, Moneygram.